

Accessibility

Before you arrive:

Wheelchairs/Mobility Scooters

- Wheelchair and mobility scooter users can access the museum garden and outdoor areas.
- To arrange wheelchair access, please fill in our pre-booking form at: <https://standrewspreservationtrust.com/museum-accessibility/>
- You can also email museum@stapt.org.uk or telephone 01334 477629 to arrange access.
- Unfortunately, wheelchairs and mobility scooters cannot be used within the museum building itself. This is because the main museum entranceway is too narrow and there is a lack of lifts.
- Mobility scooters can be parked at the owner's risk on the street outside of the Museum.

Borrow a Wheelchair

- Visitors can borrow a wheelchair if required, by booking in advance.
- Please fill in our pre-booking form at: <https://standrewspreservationtrust.com/museum-accessibility/>
- You can also email museum@stapt.org.uk or telephone 01334 477629 to arrange access.

Assistance and therapy animals

- Assistance and therapy animals are welcome.
- Puppies in training are welcome.
- A drinking bowl for dogs is provided.

Toilets

- The museum does not have any toilet facilities. The nearest accessible public toilets are at the church square, for which further information can be found here: <https://www.fife.gov.uk/facilities/public-toilet/st-andrews,-church-square>.
- Further information on accessible toilets in nearby businesses can be found here: <https://www.euansguide.com/reviews/results/?accessibletoilets=Tr>

[ue&countrycode=GB&latitude=56.3406926&location=North%20Street,%20St%20Andrews%20KY16%209PW,%20UK&longitude=-2.7902508&pagenum=1&sortby=Distance&scroll=results](https://www.fife.gov.uk/facilities/public-toilet/st-andrews,-church-square)

Baby Changing Facilities

- The Museum does not have baby changing facilities. Information on the nearby facilities can be found here:
<https://www.fife.gov.uk/facilities/public-toilet/st-andrews,-church-square>

Seating

- There is seating available throughout all areas of the Museum and Garden.

Getting to the Museum



- The museum is located at 12 North Street, KY16 9PW on the eastern end of North Street, between the Cathedral and Northpoint Café.
- The main museum entrance is on the same side of North Street as Northpoint Café.
- Wheelchair access to the garden can be arranged through the museum side entrance located through 25 South Castle Street. To arrange wheelchair access, please fill in our pre-booking form at:
<https://standrewspreservationtrust.com/museum-accessibility/>

- You can also email museum@stapt.org.uk or telephone 01334 477629 to arrange access.
- There is a mixture of paved and cobbled surfaces in St Andrews, but the majority of North Street is paved.



Museum Main Entrance

Opening Hours


- See <https://standrewsmuseum.com/> for current opening hours

Arriving by bus, train or taxi



Map of Nearby Bus Stops

- The nearest railway station is Leuchars station approximately 8 miles from the Museum.
- Taxis are available at the station. If you require an accessible taxi, we suggest you book this in advance.
- The 92 Bus goes from Leuchars Railway Station to Union Street, which is 886ft (270m) from the Museum. The bus timetable and stops can be found here: <https://moffat-williamson.co.uk/print-timetable/service-92>



92 Bus Stop

- The 9B service, which only travels within St Andrews, frequents the closest bus stop to the museum. This stop is on North Street and is 138ft (42m) from the Museum). The bus timetable and stops can be found here: <https://moffat-williamson.co.uk/timetable/service-9B>



9B Bus Stop

- The 99 Bus Service also travels regularly from Dundee, via Leuchars Rail Station, to St Andrews Bus Station, which is 800m from the museum. This is the timetable: https://tiscon-maps-stagecoachbus.s3.amazonaws.com/Timetables/East%20Scotland/Fife/ESCOT_Fife_99.pdf
- All buses are accessible and can accommodate one wheelchair.
- You can plan journey by car or public transport using <https://www.traveline.info/> simply enter your postcode and ours, which is KY16 9PW, to get directions.

Parking


- Blue badge holders can park in two disabled parking bays directly opposite the museum.
- Free on-street parking is available at the east end of North Street from the Younger Hall to the Cathedral, along the Scores and down the Pends.

- Paid parking options are also available along North Street and the rest of the town. Please check local street signage for parking charges.
- There is no dedicated parking for the museum.
- Please note that town parking can be especially busy during the summer months.
- Further information on parking charges in St Andrews can be found here: <https://www.fife.gov.uk/kb/docs/articles/roads,-travel-and-parking/parking-and-car-parks/car-parks-and-car-parking-charges/parking-charges>

Museum Building


Ground Floor Museum

- Unfortunately, there is no wheelchair access to the museum building itself. This is due to the narrowness of the building entranceway. However, wheelchair access can be arranged to the museum garden and outdoor areas through the back entrance.
- There is a gate at the front of the museum
- There are two doors as you enter the Museum. On warm days these doors are left open, on colder days one door will be shut. A guide is on hand inside the Museum to help if needed.



Museum Front Door

- As you enter the Museum, there are two steps leading down to the Ground Floor. A small handrail is available for use.



Museum Entrance Steps

- The Main Entrance/Shop is quite small and can be congested on busy days.
- There are two small steps leading up to the Chemist Shop display. This also has a narrow doorway.
- There is a door to the back of the Museum which leads to the Garden. This door is kept open on warm days and closed on colder days. A Guide will be on hand to assist if necessary.
- The Ground Floor houses our permanent displays. The floor is wooden throughout.

Garden and Outdoor Areas

- There is one small step leading down to the Garden from the museum. There is a small slope leading up to the D'Arcy Thompson Garden and finally two small steps.



Path leading from Museum Building to Garden

- The Garden is paved throughout and wide enough for wheelchair use. Wheelchair access to the garden is provided through the museum side entrance, with a small ramp being placed to facilitate access over the steps at the side entrance doors. The path between the first and second side entrance doors does have slightly looser paving.



Museum Side Entrance First Door



Path to Side Entrance Second Door

- The Research Room is not wide enough for wheelchair access
- Wheelchair access can be arranged to the garden through contacting us beforehand. Please fill in our pre-booking form at: <https://standrewspreservationtrust.com/museum-accessibility/>
- You can also email museum@stapt.org.uk or telephone 01334 477629 to arrange access.
- Please Note: Wheelchair access is not possible between the Museum and the Garden. This is due to steep stairs and several lips passing between the two areas.

First Floor Museum

- The first floor is one large open space and houses our temporary exhibitions.
- Unfortunately, there is no wheelchair access to the first floor. This is because there are no lifts in the museum. However, exhibition booklets on the temporary exhibitions (First Floor) are free to those who cannot access this area.
- There is a set of 11 stairs followed by 4 stairs to access the First Floor. Handrails are available on both sides.
- The floor is wooden however a large rug covers a large portion of this floor.

Guide Information

Guides in Museum

- There are volunteer guides both on the ground floor and first floor, who are happy to help all visitors and answer questions.

Large Print

- We have a large print museum guide leaflet Please ask a Museum guide, who will be happy to assist.

Languages

- Our Museum guides are available in seven languages including English, French, Spanish, German, Italian, Polish and Chinese.

Braille

- There is a selection of braille signage within our Garden. Ask one of our guides when you arrive whom can provide you with further information.

Further Information

- Please email museum@stapt.org.uk for further clarification, queries, and information.